

Garfield Heights City School District

Monthly Financial Report

Fiscal Year 2023 Revenue and Expenditure Activity Through April

Table of Contents

FISCAL YEAR 2023 REVENUE AND EXPENDITURE ANALYSIS THROUGH APRIL	3
FISCAL YEAR 2023 MONTHLY REVENUE ANALYSIS - APRIL	4
FISCAL YEAR 2023 REVENUE ANALYSIS - JULY - APRIL	5
FISCAL YEAR 2023 MONTHLY EXPENDITURE ANALYSIS - APRIL	6
FISCAL YEAR 2023 EXPENDITURE ANALYSIS - JULY - APRIL	7

FISCAL YEAR 2023 REVENUE AND EXPENDITURE ANALYSIS THROUGH APRIL

1. ACTUAL COMPARED TO FORECAST VARIANCE AND NET FAVORABILITY ANALYSIS

CURRENT YEAR-TO-DATE
REVENUE COLLECTIONS
INDICATE A

\$385,626

FAVORABLE COMPARED TO
FORECAST

CURRENT YEAR-TO-DATE
EXPENDITURES INDICATE A

\$30,178

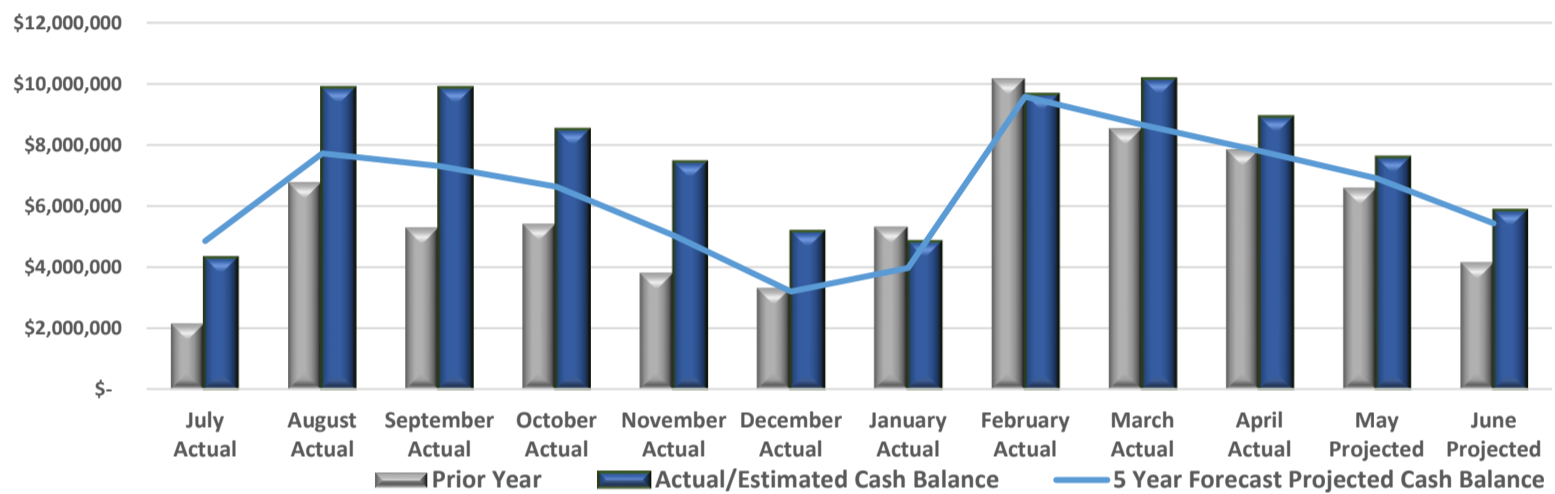
FAVORABLE COMPARED TO
FORECAST

POTENTIAL NET IMPACT
WOULD RESULT IN A

\$415,804

FAVORABLE IMPACT ON THE
CASH BALANCE

2. VARIANCE AND CASH BALANCE COMPARISON



CURRENT MONTHLY CASH FLOW
ESTIMATES A JUNE 30, 2023 CASH
BALANCE OF

\$5,850,813

Current monthly cash flow estimates, including actual data through April indicate that the June 30, 2023 cash balance will be \$5,850,813, which is \$415,804 more than the five year forecast of \$5,435,009.

June 30 ESTIMATED CASH
BALANCE IS

\$415,804

MORE THAN THE
FORECAST/BUDGET AMOUNT

3. FISCAL YEAR 2023 REVENUE SHORTFALL/SURPLUS ANALYSIS (BASED UPON ACTUAL/ESTIMATED VARIANCE)

FY 2022 June Cash
Balance

\$4,161,369

Estimated
FY 2023 June
Cash Balance

\$5,850,813

OPERATING SURPLUS OF

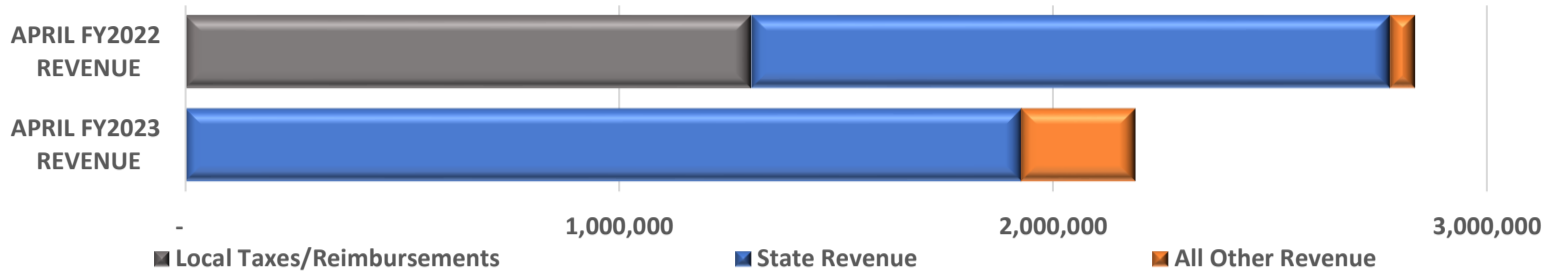
\$1,689,444

WILL INCREASE THE CASH BALANCE
BY THE END OF THE FISCAL YEAR

Current cash flow monthly trend-estimates indicate this year's ending June 30 cash balance will INCREASE \$1,689,444 compared to last fiscal year ending June 30. This surplus outcome is the result of the cash flow revenue estimate of \$45,707,500 totaling more than estimated cash flow expenditures of \$44,018,056.

FISCAL YEAR 2023 MONTHLY REVENUE ANALYSIS - APRIL

1. APRIL REVENUE COLLECTIONS COMPARED TO PRIOR YEAR



	Actual Revenue Collections For April	Prior Year Revenue Collections	Actual Compared to Last Year
Local Taxes/Reimbursements	-	1,303,986	▼ (1,303,986)
State Revenue	1,926,500	1,472,691	▲ 453,809
All Other Revenue	264,283	57,802	▲ 206,481
Total Revenue	2,190,783	2,834,479	▼ (643,696)

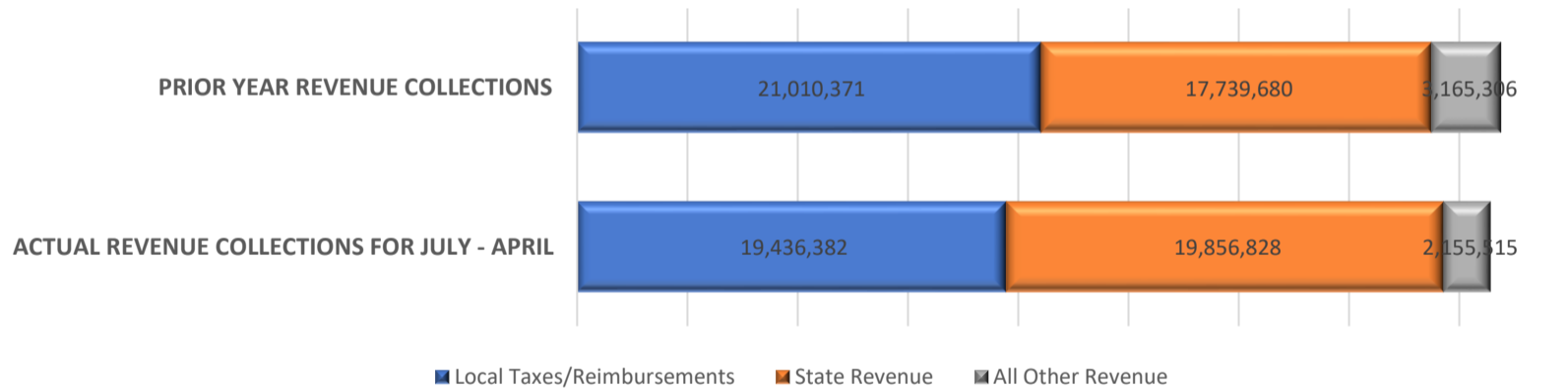
Actual revenue for the month was down

\$643,696

compared to last year.

Overall total revenue for April is down -22.7% (-\$643,696). The largest change in this April's revenue collected compared to April of FY2022 is lower homestead and rollback and other state reimbursements (-\$1,303,986) and higher unrestricted grants in aid (\$251,716). A single month's results can be skewed compared to a prior year because of the timing of revenue received. The fiscal year-to-date results, when involving additional months of revenue activity can provide more insight.

2. ACTUAL REVENUE RECEIVED THROUGH APRIL COMPARED TO THE PRIOR YEAR



	Actual Revenue Collections For July - April	Prior Year Revenue Collections For July - April	Current Year Compared to Last Year
Local Taxes/Reimbursements	19,436,382	21,010,371	▼ (1,573,989)
State Revenue	19,856,828	17,739,680	▲ 2,117,148
All Other Revenue	2,155,515	3,165,306	▼ (1,009,791)
Total Revenue	41,448,725	41,915,357	▼ (466,632)

COMPARED TO THE SAME PERIOD, TOTAL REVENUES ARE

\$466,632

LOWER THAN THE PREVIOUS YEAR

Fiscal year-to-date General Fund revenue collected totaled \$41,448,725 through April, which is -\$466,632 or -1.1% lower than the amount collected last year. The largest difference in revenue when comparing current year-to-date revenue collected through April to the same period last year is other revenue not above revenue coming in -\$2,000,000 lower compared to the previous year, followed by homestead and rollback and other state reimbursements coming in -\$1,249,442 lower.

FISCAL YEAR 2023 REVENUE ANALYSIS - JULY - APRIL

3. POSSIBLE CASH FLOW VARIANCE FROM FORECAST DUE TO FYTD ACTUAL RESULTS

CURRENT YEAR-TO-DATE REVENUE COLLECTIONS INDICATE A
\$385,626
FAVORABLE COMPARED TO FORECAST

	Forecast Annual Revenue Estimates	Cash Flow Actual/Estimated Calculated Annual Amount	Current Year Forecast Compared to Actual/Estimated
Loc. Taxes/Reimbur.	20,467,074	19,436,382	(1,030,692)
State Revenue	22,897,209	23,980,260	1,083,051
All Other Revenue	1,957,591	2,290,857	333,266
Total Revenue	45,321,874	45,707,500	385,626

The top two categories (homestead and rollback and other state reimbursements and restricted aid state), represents 110.% of the variance between current revenue estimates and the amounts projected in the five year forecast.

The total variance of \$385,626 (current revenue estimates vs. amounts projected in the five year forecast) is equal to .85% forecast annual revenue

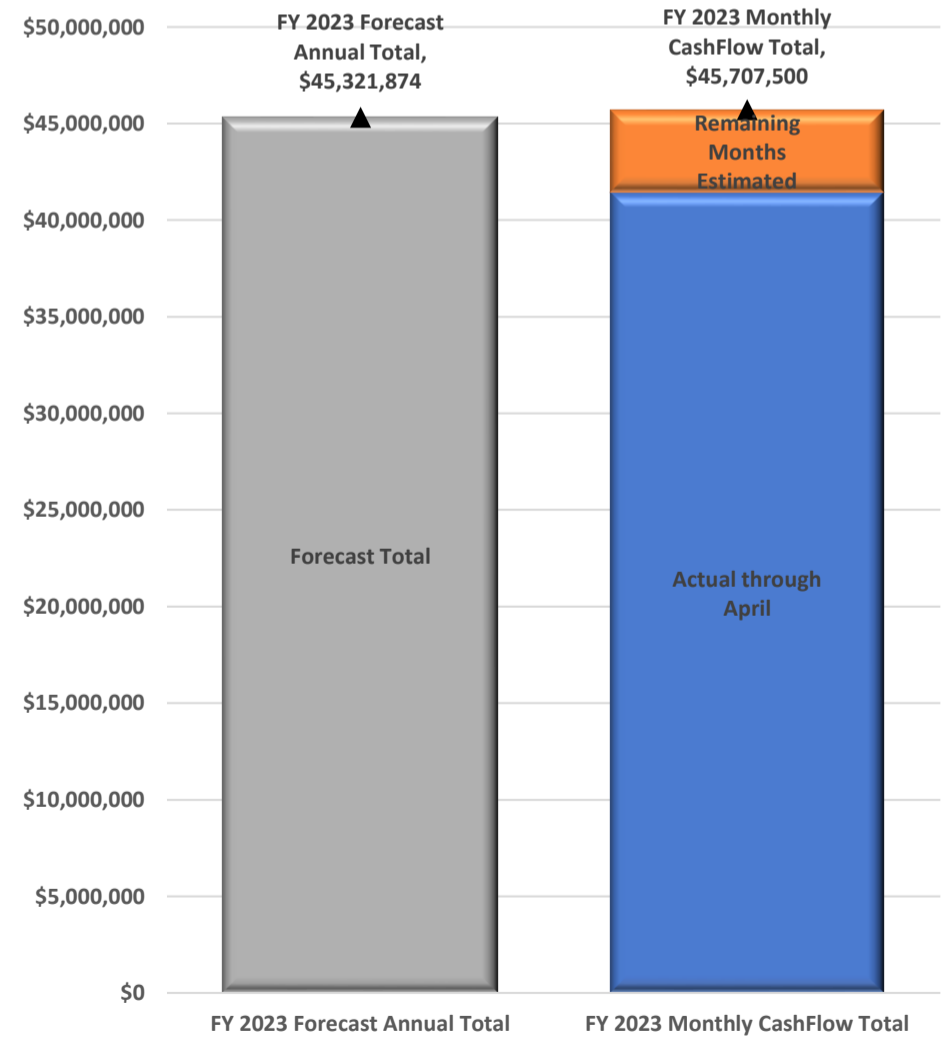
Top Forecast vs. Cash Flow Actual/Estimated Amounts

Variance Based on Actual/Estimated Annual Amount	Expected Over/(Under) Forecast
Head and Rollback and other state reimbursements ▼	(1,138,879)
Restricted Aid State ▲	714,508
Unrestricted Grants In Aid ▲	368,543
Local Taxes ▲	211,968
All Other Revenue Categories ▲	229,486
Total Revenue ▲	385,626

4. REVENUE VARIANCE ANALYSIS OF POTENTIAL IMPACT

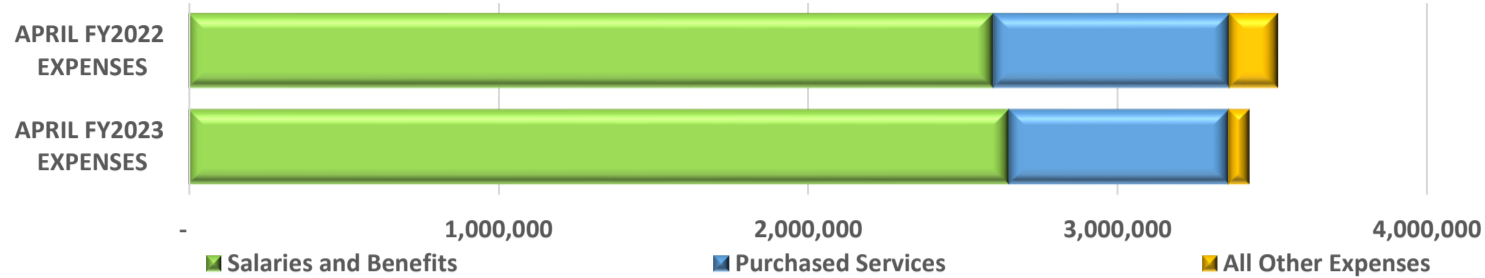
Results through April indicate a favorable variance of \$385,626 compared to the forecast total annual revenue. This means the forecast cash balance could be improved.

The fiscal year is 83% complete. Monthly cash flow, comprised of 10 actual months plus 2 estimated months indicates revenue totaling \$45,707,500 which is \$385,626 more than total revenue projected in the district's current forecast of \$45,321,874



FISCAL YEAR 2023 MONTHLY EXPENDITURE ANALYSIS - APRIL

1. APRIL EXPENDITURES COMPARED TO PRIOR YEAR



	Actual Expenses For April	Prior Year Expenditure Incurred		Actual Compared to Last Year
Salaries and Benefits	2,648,921	2,598,422	▲	50,498
Purchased Services	710,209	763,362	▼	(53,152)
All Other Expenses	70,267	158,806	▼	(88,539)
Total Expenditures	3,429,397	3,520,590	▼	(91,193)


Actual expenses for the month was down

\$91,193

compared to last year.

Overall total expenses for April are down -2.6% (-\$91,193). The largest change in this April's expenses compared to April of FY2022 is higher tuition and similar payments (\$191,174), lower utilities (-\$136,404) and lower professional and technical services (-\$97,905). A single month's results can be skewed compared to a prior year because of the timing when expenses are incurred. The fiscal year-to-date results, when involving additional months of expense activity can provide more insight.

2. ACTUAL EXPENSES INCURRED THROUGH APRIL COMPARED TO THE PRIOR YEAR



	Actual Expenses For July - April	Prior Year Expenditures Incurred		Actual Compared to Last Year
Salaries and Benefits	29,460,887	28,177,874	▲	1,283,013
Purchased Services	5,132,062	4,675,901	▲	456,161
All Other Expenses	2,089,549	3,615,687	▼	(1,526,138)
Total Expenditures	36,682,499	36,469,463	▲	213,036

Compared to the same period, total expenditures are

\$213,036

higher than the previous year

Fiscal year-to-date General Fund expenses totaled \$36,682,499 through April, which is \$213,036 or .6% higher than the amount expended last year. The largest difference in expenditures when comparing current year-to-date expenditures through April to the same period last year is that redemption of principal costs are -\$1,800,000 lower compared to the previous year, followed by tuition and similar payments coming in \$509,448 higher and all other certified salaries coming in \$402,456 higher.

FISCAL YEAR 2023 EXPENDITURE ANALYSIS - JULY - APRIL

3. POSSIBLE CASH FLOW VARIANCE FROM FORECAST DUE TO FYTD ACTUAL RESULTS

**CURRENT YEAR-TO-DATE
EXPENDITURES INDICATE A**

\$30,178

**FAVORABLE COMPARED TO
FORECAST**

	Forecasted Annual Expenses	Cash Flow Actual/Estimated Calculated Annual Amount	Forecasted amount compared to Actual/Estimated
Salaries and Benefits	35,651,358	34,928,959	▼ (722,399)
Purchased Services	5,650,750	6,188,409	▲ 537,659
All Other Expenses	2,746,126	2,900,688	▲ 154,562
Total Expenditures	44,048,234	44,018,056	▼ (30,178)

Top Forecast vs. Cash Flow Actual/Estimated Amounts

Variance Based on Actual/Estimated Annual Amount	Expected Over/(Under) Forecast
Regular Certified Salaries ▼	(625,432)
All Other Certified Salaries ▲	451,345
Tuition and Similar Payments ▲	428,603
Insurance Classified ▼	(196,332)
All Other Expense Categories ▼	(88,362)
Total Expenses ▼	(30,178)

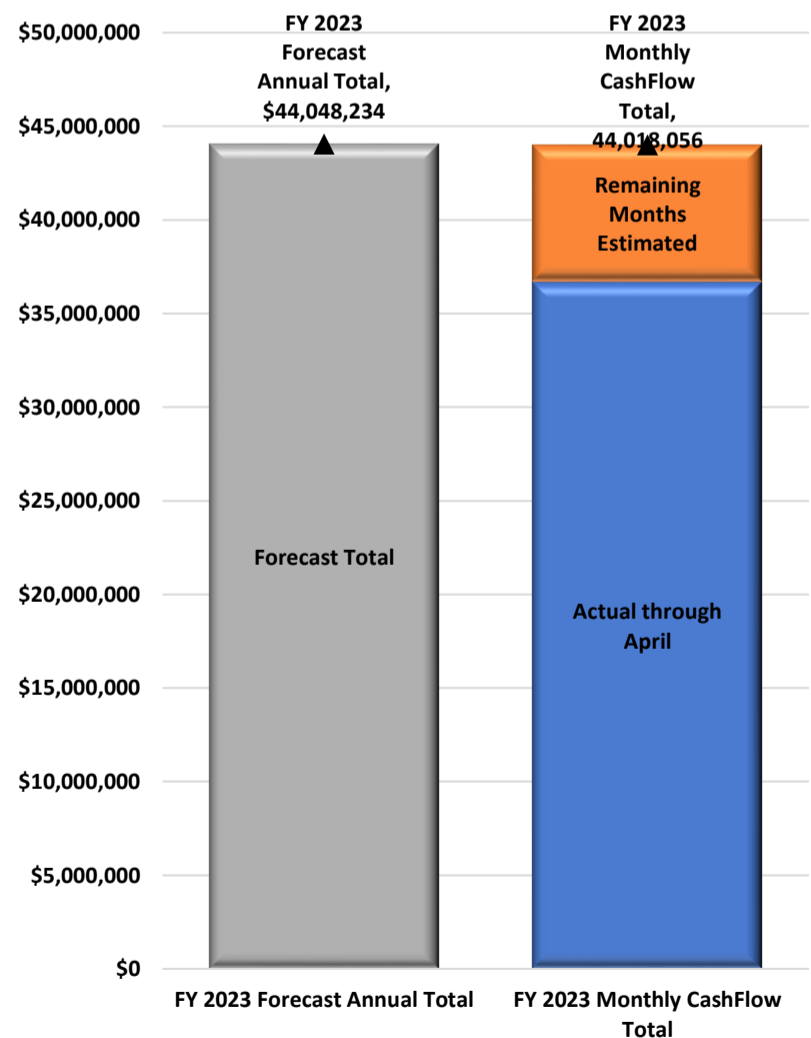
The top two categories (regular certified salaries and all other certified salaries), represents 576.9% of the variance between current expense estimates and the amounts projected in the five year forecast.

The total variance of \$30,178 (current expense estimates vs. amounts projected in the five year forecast) is equal to .1% of the total Forecasted annual expenses.

4. EXPENDITURE VARIANCE ANALYSIS OF POTENTIAL IMPACT

Results through April indicate that Fiscal Year 2023 actual/estimated expenditures could total \$44,018,056 which has a favorable expenditure variance of \$30,178. This means the forecast cash balance could be improved.

The fiscal year is approximately 83% complete. Monthly cash flow, comprised of 10 actual months plus 2 estimated months indicates expenditures totaling \$44,018,056 which is -\$30,178 less than total expenditures projected in the district's current forecast of \$44,048,234





Investment Report
April 30, 2023



<u>FINANCIAL INSTITUTION</u>	<u>INVESTMENT TYPE</u>	<u>COST</u>	<u>MARKET VALUE</u>	<u>YIELD RATE</u>	<u>MATURITY DATE</u>
Citizens Bank	Public Super NOW	\$ 6,705.22	\$ 6,705.22	0.00	N/A
Citizens Bank	Municipal Money Market	\$ 177,394.21	\$ 175,875.90	0.00	N/A
PNC Bank	Business Perf Money Market	\$ 2.34	\$ 2.34	5.40	N/A
Red Tree Investment	Money Mkt Fund	\$ 17,592.98	\$ 17,592.98	4.67	N/A
Red Tree Investment	Agency Note	\$ 95,000.00	\$ 91,989.76	0.33	12/29/2023
Red Tree Investment	Agency Note	\$ 99,951.00	\$ 96,246.40	0.22	2/12/2024
Red Tree Investment	Agency Note	\$ 139,986.00	\$ 131,215.36	0.55	11/26/2024
Red Tree Investment	Agency Note	\$ 109,873.50	\$ 102,272.56	0.50	1/27/2025
Red Tree Investment	Agency Note	\$ 85,000.00	\$ 77,920.59	0.65	10/22/2025
Red Tree Investment	U.S. Treasury Note	\$ 119,203.13	\$ 118,232.81	3.08	12/31/2023
Red Tree Investment	U.S. Treasury Note	\$ 154,418.75	\$ 152,414.65	3.45	8/31/2024
Red Tree Investment	U.S. Treasury Note	\$ 19,742.19	\$ 19,346.87	2.75	12/31/2024
Red Tree Investment	Certificate of Deposit	\$ 114,770.00	\$ 114,121.03	3.64	12/5/2023
Red Tree Investment	Certificate of Deposit	\$ 58,941.00	\$ 57,893.22	2.89	4/10/2024
Red Tree Investment	Certificate of Deposit	\$ 114,655.00	\$ 112,206.39	2.71	6/13/2024
Red Tree Investment	Certificate of Deposit	\$ 44,955.00	\$ 44,129.37	3.35	7/29/2024
Red Tree Investment	Certificate of Deposit	\$ 194,000.00	\$ 193,649.98	4.80	7/22/2024
Red Tree Investment	Certificate of Deposit	\$ 99,900.00	\$ 99,351.91	4.75	4/17/2025
Red Tree Investment	Certificate of Deposit	\$ 48,926.50	\$ 47,205.55	3.38	8/18/2025
Red Tree Investment	Certificate of Deposit	\$ 119,820.00	\$ 119,977.53	5.00	3/23/2026
Red Tree Investment	Certificate of Deposit	\$ 49,925.00	\$ 49,450.12	4.60	4/14/2026
Red Tree Investment	Accrued Interest	\$ -	\$ 4,826.76		
STAROhio	State Pool	\$8,093,133.73	\$8,093,133.73	4.56	N/A
Total Investment Amount		\$ 9,963,895.55	\$ 9,925,761.03		
		Monthly Interest	FYTD 2023 Interest		
	General Fund	\$ 25,486.29	\$ 152,431.99		
	Food Service	\$ 9,067.39	\$ 41,757.38		
	Auxiliary Services-Trinity	\$ 88.41	\$ 668.26		
	Auxiliary Services-St. Benedict	\$ 910.34	\$ 4,476.34		
	Blaugrund Scholarship	\$ 684.39	\$ 3,619.31		
		\$ 36,236.83	\$ 202,953.28		

Garfield Heights City Schools



Approved Grant Funds for 2022/2023



Fund	Description	Authorized Amount	Monthly Amount Received	Amount Received Project-To-Date
	<u>Intermediatte Grants</u>			
019/914G	Closing the Achievement Gap	\$100,000.00	\$54,277.00	\$108,554.00
	Total Intermediatte Grants	\$100,000.00	\$54,277.00	\$108,554.00
	<u>State Grants</u>			
439/9023	Public School Preschool	\$80,000.00	\$18,318.72	\$67,193.59
	Total State Grants	\$80,000.00	\$18,318.72	\$67,193.59
	<u>Federal Grants</u>			
507/9022	ESSER II	\$3,901,892.00	\$0.00	\$1,644,859.07
509/9023	College Now	\$200,000.00	\$0.00	\$119,415.32
516/9023	IDEA-B Special Education	\$1,016,042.52	\$303,958.34	\$911,116.90
536/9023	Title I Non Competitive School Imp.	\$140,161.00	\$7,908.06	\$26,585.36
572/9023	Title I	\$1,917,307.00	\$177,122.28	\$1,046,006.05
587/9023	Preschool Special Education	\$19,215.82	\$2,376.00	\$13,861.95
590/9023	Title II-A Improving Teacher Quality	\$185,239.44	\$16,238.89	\$37,870.64
584/9023	Title IV-A Student Supp/Academic Enrich	\$164,723.00	\$61,564.47	\$61,564.47
	Total Federal Grants	\$3,442,688.78	\$569,168.04	\$2,097,005.37

Garfield Heights City Schools

April 30, 2023



Appropriation Summary

Fund	Permanent Appropriation	Prior FY Carryover Encumbrances	FYTD Expendable	FYTD Actual Expenditures	MTD Actual Expenditures	Current Encumbrances	FYTD Unencumbered Balance	FYTD Percent Exp/Enc	
001	General Fund	\$44,210,400.00	\$773,792.00	\$44,984,192.00	\$36,682,498.56	\$3,429,396.57	\$2,573,322.96	5,728,370.48	87.27%
002	Bond Retirement	\$4,700,500.00	\$0.00	4,700,500.00	\$4,246,655.62	\$0.00	\$0.00	453,844.38	90.34%
003	Permanent Improvement	\$311,200.00	\$2,128.00	313,328.00	\$193,813.19	\$0.00	\$8,800.00	110,714.81	64.66%
004	Building Fund	\$50,000.00	\$11,829.00	61,829.00	\$26,228.75	\$0.00	\$59,500.00	(23,899.75)	0.00%
006	Food Service	\$1,800,000.00	\$382,454.00	2,182,454.00	\$1,400,309.17	\$180,940.96	\$326,401.00	455,743.83	79.12%
007	Special Trust	\$6,000.00	\$12,500.00	18,500.00	\$8,500.00	\$0.00	\$4,500.00	5,500.00	70.27%
008	Edowment Trust	\$2,000.00	\$0.00	2,000.00	\$0.00	\$0.00	\$0.00	2,000.00	0.00%
009	Uniform Supplies	\$40,000.00	\$0.00	40,000.00	\$40,139.37	\$1,528.22	\$1,887.11	(2,026.48)	105.07%
014	Rotary - Internal Services	\$50,000.00	\$735.00	50,735.00	\$9,964.25	\$0.00	\$756.00	40,014.75	21.13%
018	Public School Support	\$17,500.00	\$0.00	17,500.00	\$15,132.41	\$2,597.00	\$4,164.55	(1,796.96)	110.27%
019	Other Grants	\$413,178.00	\$0.00	413,178.00	\$254,968.81	\$122,978.99	\$3,246.51	154,962.68	62.49%
022	District Agency	\$45,000.00	\$0.00	45,000.00	\$7,457.45	\$0.00	\$0.00	37,542.55	0.00%
024	Employee Benefits	\$350,000.00	\$6,688.00	356,688.00	\$546,356.65	\$69,632.93	\$1,181,720.63	(1,371,389.28)	0.00%
034	Classroom Facilities Maintenance	\$425,000.00	\$34,682.00	459,682.00	\$260,286.61	\$28,982.46	\$36,411.50	162,983.89	0.00%
200	Student Managed Funds	\$26,000.00	\$103.00	26,103.00	\$5,926.52	\$199.86	\$4,583.41	15,593.07	40.26%
300	District Managed Funds	\$277,300.00	\$1,059.00	278,359.00	\$201,104.09	\$17,120.10	\$54,916.32	22,338.59	91.97%
401	Auxiliary Services	\$472,447.00	\$93,765.00	566,212.00	\$460,985.08	\$53,586.75	\$165,816.70	(60,589.78)	110.70%
439	Public School Preschool	\$100,000.00	\$0.00	100,000.00	\$68,098.03	\$9,159.36	\$1,776.27	30,125.70	69.87%
451	OneNet (Data Communication)	\$13,220.00	\$0.00	13,220.00	\$0.00	\$0.00	\$0.00	13,220.00	0.00%
499	Miscellaneous State Grants	\$68,569.00	\$0.00	68,569.00	\$68,569.00	\$0.00	\$0.00	0.00	100.00%
507	ESSER	\$7,740,343.00	\$740,343.00	8,480,686.00	\$3,084,802.42	\$227,706.62	\$948,737.40	4,447,146.18	47.56%
509	21st Century College Now	\$220,000.00	\$44,909.00	264,909.00	\$220,395.58	\$14,630.42	\$25,680.04	18,833.38	92.89%
516	IDEA-B	\$1,035,957.00	\$13,790.00	1,049,747.00	\$961,555.81	\$72,984.82	\$42,306.27	45,884.92	95.63%
536	Title I - School Improvement Part A	\$143,661.00	\$0.00	143,661.00	\$40,731.68	\$3,450.07	\$455.44	102,473.88	28.67%
572	Title I - Disadvantaged Children	\$2,944,674.00	\$228,939.00	3,173,613.00	\$2,402,838.84	\$170,653.91	\$305,328.48	465,445.68	85.33%
584	Title IVA	\$426,146.00	\$8,948.00	435,094.00	\$93,170.90	\$16,503.98	\$75,603.98	266,319.12	38.79%
587	Preschool Handicap	\$19,838.00	\$0.00	19,838.00	\$26,812.61	\$2,375.40	\$37.47	(7,012.08)	135.35%
590	Title II-A - Improving Teacher Quality	\$626,248.00	\$1,133.00	627,381.00	\$132,444.52	\$24,468.94	\$57,705.33	437,231.15	30.31%
Totals		\$66,535,181.00	\$2,357,797.00	\$68,892,978.00	\$51,459,745.92	\$4,448,897.36	\$5,883,657.37	\$11,549,574.71	83.24%

Garfield Heights City Schools



**Record of Advances for 2021/2022
Returned 2022/2023**



INITIAL ADVANCE INFORMATION						ADVANCE RETURN	
Date Approved	Board Resolution	FROM Fund	TO Fund	Fund Name	Amount	Date Returned	Amount
7/18/2022	2022-15	001	536-9022	Title I Non-Compete	\$3,500.00	8/26/2022	\$3,500.00
7/18/2022	2022-15	001	572-2022	Title I	\$583,200.00	8/26/2022	\$583,200.00
7/18/2022	2022-15	001	509-9021	21st Century College Now	\$20,000.00	8/26/2022	\$20,000.00
7/18/2022	2022-15	001	510-912B	Title IVA	\$14,000.00	8/26/2022	\$14,000.00
7/18/2022	2022-15	001	590-9021	Title II-A	\$52,000.00	8/26/2022	\$52,000.00
TOTAL Advances Returned					\$672,700.00		\$672,700.00
Advances Outstanding							\$0.00



Cash Reconciliation



April 30, 2023

FINSUM Balance			\$11,111,963.79
Bank Balance:			
Key Bnk - Property Tax/Foundation Receipts	\$852,828.03		
PNC - General	\$ 986,223.88		
JP MorganChase - Payroll	\$ 45,382.41		
		\$ 1,884,434.32	
Investments:			
STAR Ohio	\$8,093,133.73		
Red Tree	1,686,660.05		
PNC-Sweep	2.34		
Citizens-Sweep	184,099.43		
		\$ 9,963,895.55	
Change Fund:			
HS School Store	50.00		
HS Library	50.00		
High School Athletics	1,050.00		
		\$ 1,150.00	
Less: Outstanding Checks-PNC Bank (General Fund)		(736,450.86)	
Adjustments		84.78	Posting/Rec. error
Bank Balance		\$ 11,111,963.79	
Variance		\$ -	

Garfield Heights City Schools



April 30, 2023

FINSUMM Financial Summary

Fund	Fund Name	Beginning Balance	Monthly Receipts	Fiscal Year To Date Receipts	Monthly Expenditures	Fiscal Year To Date Expenditures	Current Fund Balance	Current Encumbrances	Unencumbered Fund Balance
001	General Fund	\$4,168,868.00	\$2,190,782.53	\$41,448,724.92	\$3,429,396.57	\$36,682,498.56	\$8,935,094.36	\$2,573,322.96	\$6,361,771.40
002	Bond Retirement	\$3,246,549.00	\$0.00	\$3,400,479.64	\$0.00	\$4,246,655.62	\$2,400,373.02	\$0.00	\$2,400,373.02
003	Permanent Improvement	\$117,713.00	\$0.00	\$155,061.41	\$0.00	\$193,813.19	\$78,961.22	\$8,800.00	\$70,161.22
004	Building Fund	\$13,013.00	\$4,796.03	\$44,835.64	\$0.00	\$26,228.75	\$31,619.89	\$59,500.00	-\$27,880.11
006	Food Service	\$1,456,014.00	\$323,220.35	\$1,512,050.73	\$180,940.96	\$1,400,309.17	\$1,567,755.56	\$326,401.00	\$1,241,354.56
007	Special Trust	\$5,474.00	\$0.00	\$15,000.00	\$0.00	\$8,500.00	\$11,974.00	\$4,500.00	\$7,474.00
008	Endowment Trust	\$101,100.00	\$684.39	\$3,618.80	\$0.00	\$0.00	\$104,718.80	\$0.00	\$104,718.80
009	Uniform Supplies	\$13.00	\$899.00	\$5,624.00	\$1,528.22	\$40,139.37	(\$34,502.37)	\$1,887.11	-\$36,389.48
014	Rotary - Internal Services	\$44,517.00	\$800.00	\$5,546.00	\$0.00	\$9,964.25	\$40,098.75	\$756.00	\$39,342.75
018	Public School Support	\$21,252.00	\$5,563.19	\$13,255.81	\$2,597.00	\$15,132.41	\$19,375.40	\$4,164.55	\$15,210.85
019	Other Grants	\$20,239.00	\$17,000.00	\$529,443.92	\$122,978.99	\$254,968.81	\$294,714.11	\$3,246.51	\$291,467.60
022	District Agency	\$35,957.00	\$0.00	\$0.00	\$0.00	\$7,457.45	\$28,499.55	\$0.00	\$28,499.55
024	Employee Benefits Self Insurance	\$152,987.00	\$0.00	\$0.00	\$69,632.93	\$546,356.65	(\$393,369.65)	\$1,181,720.63	-\$1,575,090.28
034	Classroom Facilities Maintenance	\$194,430.00	\$0.00	\$225,229.46	\$28,982.46	\$260,286.61	\$159,372.85	\$36,411.50	\$122,961.35
200	Student Managed Funds	\$3,317.00	\$2,806.00	\$16,058.86	\$199.86	\$5,926.52	\$13,449.34	\$4,583.41	\$8,865.93
300	District Managed Funds	\$65,342.00	\$1,530.27	\$54,769.85	\$17,120.10	\$201,104.09	(\$80,992.24)	\$54,916.32	-\$135,908.56
401	Auxiliary Services	\$93,294.00	\$998.75	\$652,923.26	\$53,586.75	\$460,985.08	\$285,232.18	\$165,816.70	\$119,415.48
439	Public School Preschool	\$0.00	\$18,318.72	\$58,938.67	\$9,159.36	\$68,098.03	(\$9,159.36)	\$1,776.27	-\$10,935.63
440	Entry Year Programs	\$183.00	\$0.00	\$0.00	\$0.00	\$0.00	\$183.00	\$0.00	\$183.00
451	OneNet (Data Communication)	\$4,228.00	\$0.00	\$9,000.00	\$0.00	\$0.00	\$13,228.00	\$0.00	\$13,228.00
452	Schoolnet Professional Development	\$9.00	\$0.00	\$0.00	\$0.00	\$0.00	\$9.00	\$0.00	\$9.00
461	Vocational Education Enhancements	\$3,199.00	\$0.00	\$0.00	\$0.00	\$0.00	\$3,199.00	\$0.00	\$3,199.00
463	Alternative Schools	\$334.00	\$0.00	\$0.00	\$0.00	\$0.00	\$334.00	\$0.00	\$334.00
499	Miscellaneous State Grants	\$3,461.00	\$0.00	\$68,569.00	\$0.00	\$68,569.00	\$3,461.00	\$0.00	\$3,461.00
506	Race to the Top	\$605.00	\$0.00	\$0.00	\$0.00	\$0.00	\$605.00	\$0.00	\$605.00
507	ESSER	\$449,628.00	\$0.00	\$1,523,138.05	\$227,706.62	\$3,084,802.42	(\$1,112,036.37)	\$948,737.40	-\$2,060,773.77
509	21st Century College Now	\$968.00	\$0.00	\$221,729.34	\$14,630.42	\$220,395.58	\$2,301.76	\$25,680.04	-\$23,378.28
510	Corona Relief Fund (CRF)	\$0.00	\$0.00	\$0.00	\$0.00	\$0.00	\$0.00	\$0.00	\$0.00
516	IDEA-B	(\$461,181.00)	\$303,958.34	\$1,036,424.03	\$72,984.82	\$961,555.81	(\$386,312.78)	\$42,306.27	-\$428,619.05
533	Title IID Technology	\$76.00	\$0.00	\$0.00	\$0.00	\$0.00	\$76.00	\$0.00	\$76.00
536	Title I - School Improvement Part A	\$198.00	\$7,908.06	\$38,223.80	\$3,450.07	\$40,731.68	(\$2,309.88)	\$455.44	-\$2,765.32
572	Title I - Disadvantaged Children	\$28.00	\$177,122.28	\$1,627,027.81	\$170,653.91	\$2,402,838.84	(\$775,783.03)	\$305,328.48	-\$1,081,111.51
573	Title V	\$2,074.00	\$0.00	\$0.00	\$0.00	\$0.00	\$2,074.00	\$0.00	\$2,074.00
584	Title IVA	\$123.00	\$61,564.47	\$101,004.72	\$16,503.98	\$93,170.90	\$7,956.82	\$75,603.98	-\$67,647.16
587	Preschool Handicap	\$38.00	\$2,375.40	\$14,662.85	\$2,375.40	\$26,812.61	(\$12,111.76)	\$37.47	-\$12,149.23
590	Title II-A - Improving Teacher Quality	\$517.00	\$16,238.89	\$40,898.14	\$24,468.94	\$132,444.52	(\$91,029.38)	\$57,705.33	-\$148,734.71
599	Miscellaneous Federal Grants	\$4,904.00	\$0.00	\$0.00	\$0.00	\$0.00	\$4,904.00	\$0.00	\$4,904.00
	Grand Totals (ALL Funds)	\$9,749,471.00	\$3,136,566.67	\$52,822,238.71	\$4,448,897.36	\$51,459,745.92	\$11,111,963.79	\$5,883,657.37	\$5,228,306.42

Reference	Check Num	Type	Date	Vendor #	Status	Reconcile I	Void Date	Amount
38817	122114	ACCOUNTS	04/03/202	1000430	RECONCILED	04/05/2023		125
38818	122108	ACCOUNTS	04/03/202	832700	RECONCILED	04/05/2023		200
38819	122100	ACCOUNTS	04/03/202	40135	RECONCILED	04/05/2023		250
38821	122109	ACCOUNTS	04/03/202	833055	RECONCILED	04/05/2023		142.96
38822	122104	ACCOUNTS	04/03/202	831819	RECONCILED	04/07/2023		125
38823	122105	ACCOUNTS	04/03/202	832330	RECONCILED	04/05/2023		250
38824	122103	ACCOUNTS	04/03/202	831228	RECONCILED	04/06/2023		104.22
38825	122101	ACCOUNTS	04/03/202	130099	RECONCILED	04/05/2023		250
38826	122102	ACCOUNTS	04/03/202	703291	RECONCILED	04/05/2023		125
38827	122111	ACCOUNTS	04/03/202	833361	RECONCILED	04/05/2023		1058
38828	122107	ACCOUNTS	04/03/202	832674	RECONCILED	04/05/2023		62.5
38829	122110	ACCOUNTS	04/03/202	833066	RECONCILED	04/05/2023		250
38830	122112	ACCOUNTS	04/03/202	833370	RECONCILED	04/05/2023		133.89
38831	122106	ACCOUNTS	04/03/202	832331	RECONCILED	04/05/2023		125
38832	122115	ACCOUNTS	04/04/202	80454	RECONCILED	04/06/2023		21639.9
38843	122141	ACCOUNTS	04/05/202	1000478	RECONCILED	04/13/2023		1764
38844	122123	ACCOUNTS	04/05/202	140295	RECONCILED	04/14/2023		7495.23
38845	122119	ACCOUNTS	04/05/202	50183	RECONCILED	04/06/2023		25994.71
38846	122135	ACCOUNTS	04/05/202	832931	RECONCILED	04/06/2023		13907.46
38847	122124	ACCOUNTS	04/05/202	150101	RECONCILED	04/10/2023		1935.76
38848	122130	ACCOUNTS	04/05/202	200258	RECONCILED	04/07/2023		5965.5
38849	122125	ACCOUNTS	04/05/202	150183	RECONCILED	04/06/2023		1993.08
38850	122118	ACCOUNTS	04/05/202	40052	RECONCILED	04/06/2023		20882.85
38851	122132	ACCOUNTS	04/05/202	831164	RECONCILED	04/18/2023		5677.87
38852	122138	ACCOUNTS	04/05/202	1000271	RECONCILED	04/12/2023		4000
38853	122128	ACCOUNTS	04/05/202	160339	RECONCILED	04/06/2023		45.35
38854	122116	ACCOUNTS	04/05/202	20239	RECONCILED	04/10/2023		23100
38855	122120	ACCOUNTS	04/05/202	60147	RECONCILED	04/13/2023		404
38856	122133	ACCOUNTS	04/05/202	831711	RECONCILED	04/07/2023		112.95
38857	122139	ACCOUNTS	04/05/202	1000273	RECONCILED	04/20/2023		120
38858	122136	ACCOUNTS	04/05/202	1000052	RECONCILED	04/06/2023		2500
38859	122117	ACCOUNTS	04/05/202	20310	RECONCILED	04/10/2023		3800
38860	122134	ACCOUNTS	04/05/202	832440	RECONCILED	04/06/2023		339
38861	122137	ACCOUNTS	04/05/202	1000059	RECONCILED	04/18/2023		1295
38862	122131	ACCOUNTS	04/05/202	830535	RECONCILED	04/10/2023		450
38863	122140	ACCOUNTS	04/05/202	1000366	RECONCILED	04/10/2023		8604.84
38864	122127	ACCOUNTS	04/05/202	160281	RECONCILED	04/13/2023		2317.5
38865	122122	ACCOUNTS	04/05/202	80346	RECONCILED	04/06/2023		13343.5
38866	122126	ACCOUNTS	04/05/202	160275	RECONCILED	04/06/2023		15815.45
38867	122129	ACCOUNTS	04/05/202	180322	RECONCILED	04/06/2023		493214
38868	122121	ACCOUNTS	04/05/202	70458	RECONCILED	04/17/2023		87.24
38869	122142	ACCOUNTS	04/05/202	40220	RECONCILED	04/12/2023		3592.53
38870	122143	ACCOUNTS	04/05/202	831670	RECONCILED	04/06/2023		1085.08
38871	122147	ACCOUNTS	04/10/202	833500	RECONCILED	04/12/2023		56.07
38872	122144	ACCOUNTS	04/10/202	100330	RECONCILED	04/13/2023		50
38873	122146	ACCOUNTS	04/10/202	833052	RECONCILED	04/13/2023		62.5

38874	122145	ACCOUNTS 04/10/202	832527	RECONCILED	04/13/2023	125
38875	122148	ACCOUNTS 04/10/202	1000385	RECONCILED	04/18/2023	182.09
38877	122187	ACCOUNTS 04/12/202	1000263	RECONCILED	04/14/2023	836
38878	122165	ACCOUNTS 04/12/202	210114	RECONCILED	04/14/2023	5299.3
38879	122154	ACCOUNTS 04/12/202	40052	RECONCILED	04/14/2023	248.18
38880	122190	ACCOUNTS 04/12/202	1000453	RECONCILED	04/17/2023	290.72
38881	122158	ACCOUNTS 04/12/202	90140	RECONCILED	04/18/2023	1579.92
38882	122175	ACCOUNTS 04/12/202	832680	RECONCILED	04/18/2023	85.96
38883	122171	ACCOUNTS 04/12/202	832109	RECONCILED	04/14/2023	53.97
38884	122150	ACCOUNTS 04/12/202	30117	RECONCILED	04/14/2023	443.36
38885	122180	ACCOUNTS 04/12/202	833289	RECONCILED	04/18/2023	700
38886	122193	ACCOUNTS 04/12/202	1000541	RECONCILED	04/20/2023	1269.91
38887	122183	ACCOUNTS 04/12/202	833472	RECONCILED	04/14/2023	3000
38888	122157	ACCOUNTS 04/12/202	80277	RECONCILED	04/18/2023	605
38889	122164	ACCOUNTS 04/12/202	190410	RECONCILED	04/14/2023	201
38890	122191	ACCOUNTS 04/12/202	1000495	RECONCILED	04/18/2023	40877.14
38891	122152	ACCOUNTS 04/12/202	30546	RECONCILED	04/18/2023	436.25
38892	122166	ACCOUNTS 04/12/202	703014	RECONCILED	04/18/2023	1450
38893	122161	ACCOUNTS 04/12/202	150101	RECONCILED	04/19/2023	49.7
38894	122155	ACCOUNTS 04/12/202	40228	RECONCILED	04/14/2023	11250
38895	122176	ACCOUNTS 04/12/202	832828	RECONCILED	04/14/2023	1038.82
38896	122163	ACCOUNTS 04/12/202	190000	RECONCILED	04/14/2023	5816
38897	122179	ACCOUNTS 04/12/202	833021	RECONCILED	04/14/2023	7954.55
38898	122188	ACCOUNTS 04/12/202	1000364	RECONCILED	04/18/2023	5295.55
38899	122169	ACCOUNTS 04/12/202	832059	RECONCILED	04/18/2023	1451.95
38900	122182	ACCOUNTS 04/12/202	833397	RECONCILED	04/14/2023	45.14
38901	122178	ACCOUNTS 04/12/202	832917	RECONCILED	04/14/2023	2566.67
38902	122162	ACCOUNTS 04/12/202	160219	RECONCILED	04/14/2023	3000
38903	122170	ACCOUNTS 04/12/202	832094	RECONCILED	04/24/2023	112.31
38904	122173	ACCOUNTS 04/12/202	832422	RECONCILED	04/21/2023	167.89
38905	122151	ACCOUNTS 04/12/202	30425	RECONCILED	04/19/2023	55
38906	122168	ACCOUNTS 04/12/202	831162	RECONCILED	04/18/2023	401.78
38907	122184	ACCOUNTS 04/12/202	833793	RECONCILED	04/21/2023	490
38908	122181	ACCOUNTS 04/12/202	833370	RECONCILED	04/14/2023	48
38909	122149	ACCOUNTS 04/12/202	20237	RECONCILED	04/14/2023	2084
38910	122177	ACCOUNTS 04/12/202	832909	RECONCILED	04/14/2023	36505
38911	122153	ACCOUNTS 04/12/202	30571	RECONCILED	04/20/2023	75
38912	122167	ACCOUNTS 04/12/202	803379	RECONCILED	04/14/2023	58.51
38913	122189	ACCOUNTS 04/12/202	1000416	RECONCILED	04/14/2023	348.65
38914	122186	ACCOUNTS 04/12/202	1000236	RECONCILED	04/14/2023	223.68
38915	122192	ACCOUNTS 04/12/202	1000510	RECONCILED	04/14/2023	1625
38916	122160	ACCOUNTS 04/12/202	120296	RECONCILED	04/14/2023	358.49
38917	122172	ACCOUNTS 04/12/202	832294	RECONCILED	04/14/2023	608
38918	122185	ACCOUNTS 04/12/202	1000210	RECONCILED	04/17/2023	660.1
38919	122174	ACCOUNTS 04/12/202	832533	RECONCILED	04/24/2023	3550
38920	122159	ACCOUNTS 04/12/202	100283	RECONCILED	04/14/2023	182.74
38921	122156	ACCOUNTS 04/12/202	80109	RECONCILED	04/18/2023	21.85

38923	122195	ACCOUNTS	04/13/202	1000489	RECONCILED	04/17/2023	13361.78
38924	122194	ACCOUNTS	04/13/202	1000325	RECONCILED	04/18/2023	405.44
38926	122210	ACCOUNTS	04/17/202	1000406	RECONCILED	04/19/2023	921.96
38927	122199	ACCOUNTS	04/17/202	831303	RECONCILED	04/19/2023	50
38928	122198	ACCOUNTS	04/17/202	190246	RECONCILED	04/19/2023	257.16
38929	122209	ACCOUNTS	04/17/202	833505	RECONCILED	04/19/2023	208.93
38930	122206	ACCOUNTS	04/17/202	833052	RECONCILED	04/19/2023	62.5
38931	122207	ACCOUNTS	04/17/202	833216	RECONCILED	04/19/2023	437.5
38932	122196	ACCOUNTS	04/17/202	100128	RECONCILED	04/19/2023	62.5
38933	122211	ACCOUNTS	04/17/202	1000431	RECONCILED	04/19/2023	250
38934	122200	ACCOUNTS	04/17/202	831670	RECONCILED	05/03/2023	269.62
38935	122213	ACCOUNTS	04/17/202	1000503	RECONCILED	04/19/2023	50
38936	122197	ACCOUNTS	04/17/202	130081	RECONCILED	04/19/2023	62.5
38937	122205	ACCOUNTS	04/17/202	832888	RECONCILED	04/19/2023	55.23
38938	122202	ACCOUNTS	04/17/202	832198	RECONCILED	04/19/2023	50
38939	122203	ACCOUNTS	04/17/202	832254	RECONCILED	04/19/2023	50
38940	122212	ACCOUNTS	04/17/202	1000461	RECONCILED	04/19/2023	250
38941	122201	ACCOUNTS	04/17/202	832159	RECONCILED	04/19/2023	125
38942	122208	ACCOUNTS	04/17/202	833337	RECONCILED	04/19/2023	250
38943	122204	ACCOUNTS	04/17/202	832866	RECONCILED	04/19/2023	125
38944	122222	ACCOUNTS	04/19/202	40073	RECONCILED	04/21/2023	8463.63
38945	122251	ACCOUNTS	04/19/202	833127	RECONCILED	04/21/2023	971.91
38946	122224	ACCOUNTS	04/19/202	50110	RECONCILED	04/25/2023	5699.27
38947	122250	ACCOUNTS	04/19/202	832932	RECONCILED	04/21/2023	342.52
38948	122232	ACCOUNTS	04/19/202	140329	RECONCILED	04/24/2023	210.01
38949	122216	ACCOUNTS	04/19/202	20229	RECONCILED	04/21/2023	772.5
38950	122247	ACCOUNTS	04/19/202	832560	RECONCILED	05/02/2023	217.5
38951	122221	ACCOUNTS	04/19/202	40052	RECONCILED	04/21/2023	146.77
38952	122218	ACCOUNTS	04/19/202	30358	RECONCILED	04/28/2023	16104.24
38953	122242	ACCOUNTS	04/19/202	830776	RECONCILED	04/21/2023	4625
38954	122226	ACCOUNTS	04/19/202	70448	RECONCILED	04/25/2023	89902.27
38955	122223	ACCOUNTS	04/19/202	40220	RECONCILED	04/21/2023	523.15
38956	122220	ACCOUNTS	04/19/202	30754	RECONCILED	04/24/2023	254.96
38957	122258	ACCOUNTS	04/19/202	1000502	RECONCILED	04/21/2023	425
38958	122261	ACCOUNTS	04/19/202	1000542	RECONCILED	04/21/2023	5277
38959	122252	ACCOUNTS	04/19/202	833516	RECONCILED	05/05/2023	1635.46
38960	122228	ACCOUNTS	04/19/202	100186	RECONCILED	04/21/2023	254.52
38961	122236	ACCOUNTS	04/19/202	190115	RECONCILED	04/21/2023	121.19
38962	122234	ACCOUNTS	04/19/202	160303	RECONCILED	04/28/2023	155.85
38964	122215	ACCOUNTS	04/19/202	10415	RECONCILED	04/21/2023	11898.2
38965	122260	ACCOUNTS	04/19/202	1000527	RECONCILED	04/28/2023	3073.02
38967	122254	ACCOUNTS	04/19/202	1000194	RECONCILED	05/05/2023	142.68
38968	122219	ACCOUNTS	04/19/202	30467	RECONCILED	04/24/2023	14630.42
38970	122243	ACCOUNTS	04/19/202	831162	RECONCILED	04/25/2023	1846.54
38971	122217	ACCOUNTS	04/19/202	20441	RECONCILED	05/03/2023	9544.93
38972	122239	ACCOUNTS	04/19/202	210114	RECONCILED	04/21/2023	3131.6
38973	122227	ACCOUNTS	04/19/202	70449	RECONCILED	04/25/2023	219.54

38974	122245	ACCOUNTS	04/19/202	832489	RECONCILED	04/21/2023	217
38975	122248	ACCOUNTS	04/19/202	832680	RECONCILED	04/25/2023	1131.4
38976	122257	ACCOUNTS	04/19/202	1000257	RECONCILED	04/21/2023	1400
38977	122256	ACCOUNTS	04/19/202	1000236	RECONCILED	04/21/2023	44.99
38979	122241	ACCOUNTS	04/19/202	230200	RECONCILED	04/25/2023	281.61
38980	122240	ACCOUNTS	04/19/202	220138	RECONCILED	04/21/2023	30000
38981	122233	ACCOUNTS	04/19/202	150180	RECONCILED	04/28/2023	310
38982	122214	ACCOUNTS	04/19/202	10109	RECONCILED	04/28/2023	390
38983	122230	ACCOUNTS	04/19/202	120128	RECONCILED	04/21/2023	207.36
38984	122255	ACCOUNTS	04/19/202	1000201	RECONCILED	04/25/2023	1653
38985	122231	ACCOUNTS	04/19/202	140110	RECONCILED	04/21/2023	177.75
38986	122238	ACCOUNTS	04/19/202	200240	RECONCILED	04/21/2023	182.26
38987	122262	ACCOUNTS	04/19/202	1000547	RECONCILED	05/03/2023	148.05
38988	122237	ACCOUNTS	04/19/202	200128	RECONCILED	05/02/2023	387.5
38989	122253	ACCOUNTS	04/19/202	833553	RECONCILED	04/21/2023	6000
38990	122244	ACCOUNTS	04/19/202	831588	RECONCILED	04/21/2023	525
38991	122249	ACCOUNTS	04/19/202	832858	RECONCILED	04/21/2023	274
38992	122229	ACCOUNTS	04/19/202	100283	RECONCILED	04/21/2023	63.99
39000	122277	ACCOUNTS	04/24/202	1000390	RECONCILED	04/26/2023	170.3
39001	122276	ACCOUNTS	04/24/202	833326	RECONCILED	04/26/2023	375
39002	122264	ACCOUNTS	04/24/202	100128	RECONCILED	04/26/2023	62.5
39003	122270	ACCOUNTS	04/24/202	831231	RECONCILED	04/26/2023	125
39004	122269	ACCOUNTS	04/24/202	830857	RECONCILED	04/26/2023	1125
39005	122263	ACCOUNTS	04/24/202	30400	RECONCILED	04/28/2023	1000
39006	122278	ACCOUNTS	04/24/202	1000553	RECONCILED	05/10/2023	62
39007	122267	ACCOUNTS	04/24/202	200112	RECONCILED	04/26/2023	500
39008	122268	ACCOUNTS	04/24/202	830697	RECONCILED	04/26/2023	375
39009	122265	ACCOUNTS	04/24/202	110121	RECONCILED	04/26/2023	125
39010	122273	ACCOUNTS	04/24/202	832851	RECONCILED	04/26/2023	50
39011	122274	ACCOUNTS	04/24/202	832927	RECONCILED	04/26/2023	414.42
39012	122271	ACCOUNTS	04/24/202	832674	RECONCILED	04/26/2023	62.5
39013	122275	ACCOUNTS	04/24/202	833311	RECONCILED	04/26/2023	187.5
39014	122272	ACCOUNTS	04/24/202	832700	RECONCILED	04/26/2023	329.53
39015	122279	ACCOUNTS	04/24/202	1000558	RECONCILED	05/10/2023	777.09
39016	0	PAYROLL	04/07/2023		RECONCILED	04/07/2023	1148134
39017	0	PAYROLL	04/21/2023		RECONCILED	04/21/2023	1109163
39018	0	PAYROLL	04/21/2023		RECONCILED	04/21/2023	753.77
39019	0	PAYROLL	04/07/2023		RECONCILED	04/07/2023	2438.87
39020	0	ACCOUNTS	04/30/202	900039	RECONCILED	04/30/2023	31586.52
39021	0	ACCOUNTS	04/30/202	900047	RECONCILED	04/30/2023	1997.08
39022	0	ACCOUNTS	04/30/202	900050	RECONCILED	04/30/2023	12762.2
39023	0	ACCOUNTS	04/30/202	900008	RECONCILED	04/30/2023	427235.7
39024	0	ACCOUNTS	04/30/202	900016	RECONCILED	04/30/2023	34589.12
39025	0	ACCOUNTS	04/30/202	900017	RECONCILED	04/30/2023	1017.16
39026	122308	ACCOUNTS	04/26/202	831973	RECONCILED	04/28/2023	30532.25
39027	122297	ACCOUNTS	04/26/202	160275	RECONCILED	04/28/2023	49463.89
39028	122289	ACCOUNTS	04/26/202	80109	RECONCILED	05/02/2023	48.36

39029	122283	ACCOUNTS 04/26/202	30382	RECONCILED	04/28/2023	7796.82
39030	122284	ACCOUNTS 04/26/202	40216	RECONCILED	04/28/2023	492.65
39031	122286	ACCOUNTS 04/26/202	50183	RECONCILED	04/28/2023	11131.03
39032	122314	ACCOUNTS 04/26/202	832932	RECONCILED	04/28/2023	182
39034	122311	ACCOUNTS 04/26/202	832820	RECONCILED	04/28/2023	21500.01
39035	122285	ACCOUNTS 04/26/202	40220	RECONCILED	04/28/2023	3395.59
39036	122301	ACCOUNTS 04/26/202	210114	RECONCILED	04/28/2023	4116.19
39037	122327	ACCOUNTS 04/26/202	1000362	RECONCILED	05/02/2023	8440
39038	122290	ACCOUNTS 04/26/202	90140	RECONCILED	04/28/2023	2514.08
39039	122282	ACCOUNTS 04/26/202	30240	RECONCILED	04/28/2023	587.52
39040	122317	ACCOUNTS 04/26/202	833324	RECONCILED	05/08/2023	3042
39041	122315	ACCOUNTS 04/26/202	833080	RECONCILED	04/28/2023	512.5
39043	122287	ACCOUNTS 04/26/202	60144	RECONCILED	04/28/2023	65589.23
39044	122288	ACCOUNTS 04/26/202	70449	RECONCILED	05/10/2023	349.26
39045	122318	ACCOUNTS 04/26/202	833444	RECONCILED	05/02/2023	58388.75
39046	122328	ACCOUNTS 04/26/202	1000379	RECONCILED	04/28/2023	6413.5
39047	122326	ACCOUNTS 04/26/202	1000305	RECONCILED	04/28/2023	1480
39048	122305	ACCOUNTS 04/26/202	803544	RECONCILED	05/04/2023	316.59
39049	122292	ACCOUNTS 04/26/202	100209	RECONCILED	04/28/2023	8438
39050	122312	ACCOUNTS 04/26/202	832828	RECONCILED	04/28/2023	64.31
39051	122321	ACCOUNTS 04/26/202	1000176	RECONCILED	04/28/2023	2809.22
39052	122320	ACCOUNTS 04/26/202	1000108	RECONCILED	05/03/2023	12600
39053	122295	ACCOUNTS 04/26/202	130462	RECONCILED	05/02/2023	152.94
39054	122313	ACCOUNTS 04/26/202	832850	RECONCILED	04/28/2023	8676
39055	122296	ACCOUNTS 04/26/202	150101	RECONCILED	05/04/2023	1947.56
39056	122281	ACCOUNTS 04/26/202	20437	RECONCILED	05/03/2023	558
39057	122298	ACCOUNTS 04/26/202	190232	RECONCILED	05/02/2023	269.71
39058	122329	ACCOUNTS 04/26/202	1000510	RECONCILED	04/28/2023	1600
39059	122302	ACCOUNTS 04/26/202	230200	RECONCILED	05/02/2023	77.43
39060	122306	ACCOUNTS 04/26/202	831162	RECONCILED	05/02/2023	28.98
39061	122316	ACCOUNTS 04/26/202	833268	RECONCILED	04/28/2023	106.03
39062	122323	ACCOUNTS 04/26/202	1000235	RECONCILED	05/02/2023	750
39063	122280	ACCOUNTS 04/26/202	10415	RECONCILED	04/28/2023	22847.5
39064	122309	ACCOUNTS 04/26/202	832680	RECONCILED	05/02/2023	42.98
39065	122330	ACCOUNTS 04/26/202	1000548	RECONCILED	05/02/2023	9323.89
39066	122303	ACCOUNTS 04/26/202	230305	RECONCILED	05/04/2023	808.57
39067	122300	ACCOUNTS 04/26/202	200258	RECONCILED	04/28/2023	3198
39068	122319	ACCOUNTS 04/26/202	833477	RECONCILED	05/05/2023	1181.25
39069	122291	ACCOUNTS 04/26/202	100208	RECONCILED	05/05/2023	1202.6
39070	122294	ACCOUNTS 04/26/202	130225	RECONCILED	04/28/2023	60
39071	122325	ACCOUNTS 04/26/202	1000283	RECONCILED	05/02/2023	321.75
39072	122307	ACCOUNTS 04/26/202	831969	RECONCILED	05/04/2023	128180
39073	122304	ACCOUNTS 04/26/202	803379	RECONCILED	04/28/2023	23.55
39074	122293	ACCOUNTS 04/26/202	110145	RECONCILED	04/28/2023	955.2
39075	122310	ACCOUNTS 04/26/202	832728	RECONCILED	04/28/2023	4249.5
39076	122299	ACCOUNTS 04/26/202	190410	RECONCILED	04/28/2023	201
39077	122331	ACCOUNTS 04/27/202	1000237	RECONCILED	05/12/2023	2950

39078	122341	ACCOUNTS 05/01/202	1000430	RECONCILED	05/03/2023	125
39079	122342	ACCOUNTS 05/01/202	1000562	RECONCILED	05/08/2023	1700
39080	122336	ACCOUNTS 05/01/202	832331	RECONCILED	05/03/2023	125
39081	122340	ACCOUNTS 05/01/202	1000401	RECONCILED	05/03/2023	97.69
39082	122339	ACCOUNTS 05/01/202	832674	RECONCILED	05/03/2023	62.5
39083	122334	ACCOUNTS 05/01/202	703291	RECONCILED	05/03/2023	125
39084	122332	ACCOUNTS 05/01/202	130081	RECONCILED	05/03/2023	62.5
39085	122335	ACCOUNTS 05/01/202	830735	RECONCILED	05/03/2023	142.92
39086	122338	ACCOUNTS 05/01/202	832453	RECONCILED	05/03/2023	125
39087	122333	ACCOUNTS 05/01/202	160156	RECONCILED	05/03/2023	166.37
39088	122337	ACCOUNTS 05/01/202	832335	RECONCILED	05/10/2023	500
39089	122343	ACCOUNTS 05/01/202	70454	RECONCILED	05/09/2023	5986.88
39090	0	ACCOUNTS 04/30/202	900026	RECONCILED	04/30/2023	184293.3
39091	0	ACCOUNTS 04/30/202	900016	RECONCILED	04/30/2023	267214
39092	0	ACCOUNTS 04/30/202	900017	RECONCILED	04/30/2023	86550
39127	0	ACCOUNTS 04/30/202	900022	RECONCILED	04/30/2023	2349.11